

SMD15PL THRU SMD1200PL



1 Amp Schottky Rectifier

Features

- Schottky Barrier Rectifier
- High Current Capability
- Low Forward Voltage
- Lead Free Finish/RoHS Compliant(Note 1) ("P" Suffix designates RoHS Compliant. See ordering information)
- Epoxy meets UL 94 V-0 flammability rating
- Moisture Sensitivity Level 1

Maximum Ratings

- Operating Temperature: -55°C to +125°C
- Storage Temperature: -55°C to +150°C
- Maximum Thermal Resistance; 28°C/W Junction To Lead

MCC Catalog Number	Device Marking	Maximum Recurrent Peak Reverse Voltage	Maximum RMS Voltage	Maximum DC Blocking Voltage
SMD15PL	D5	50V	35V	50V
SMD16PL	D6	60V	42V	60V
SMD18PL	D8	80V	56V	80V
SMD110PL	D10	100V	70V	100V
SMD1150PL	D15	150V	105V	150V
SMD1200PL	D20	200V	140V	200V

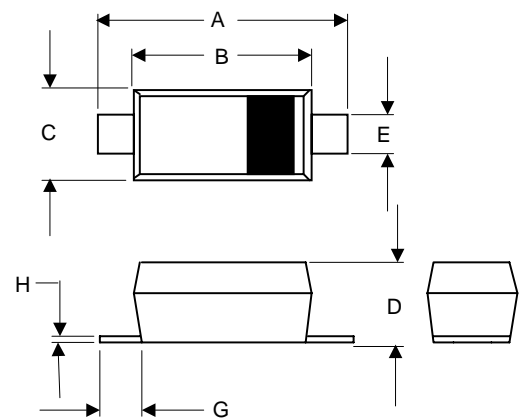
Electrical Characteristics @ 25°C Unless Otherwise Specified

Average Forward Current	$I_{F(AV)}$	1.0A	$T_L = 90^\circ\text{C}$
Peak Forward Surge Current	I_{FSM}	30A	8.3ms, half sine
Maximum Instantaneous Forward Voltage SMD15PL-16PL SMD18PL-1150PL SMD1200PL	V_F	.70V .85V .95V	$I_{FM} = 1.0A;$ $T_J = 25^\circ\text{C}(\text{Note:2})$
Maximum DC Reverse Current At Rated DC Blocking Voltage	I_R	0.5mA 20mA	$T_A = 25^\circ\text{C}$ $T_A = 100^\circ\text{C}$
Typical Junction Capacitance SMD12PL -16PL SMD18PL-1150PL	C_J	110pF 30pF	Measured at 1.0MHz, $V_R=4.0V$

Note:1.High Temperature Solder Exemption Applied, see EU Directive Annex 7.
2.Pulse test: Pulse width 300 sec, Duty cycle 2%

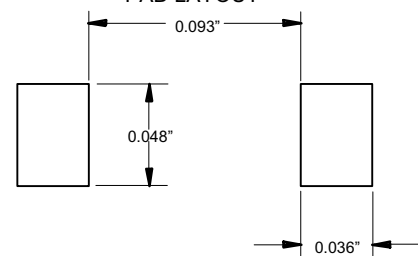
1 Amp Schottky Rectifier 50 to 200 Volts

SOD-123FL



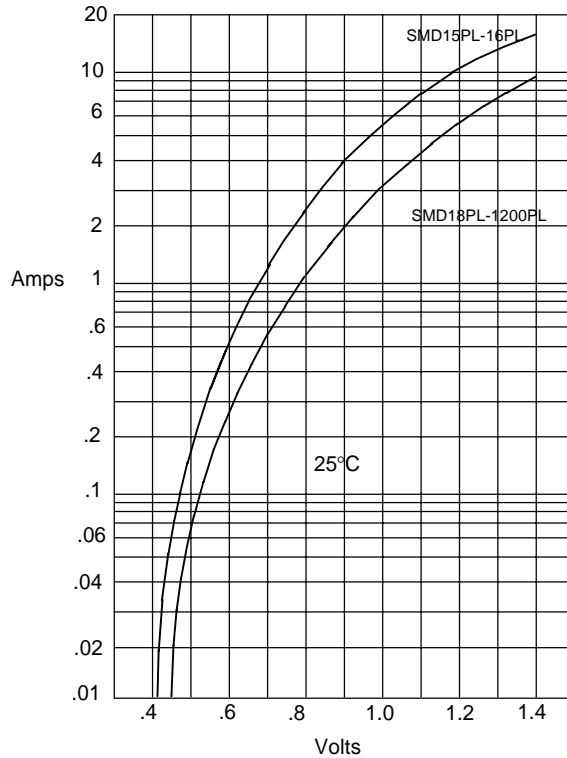
DIM	DIMENSIONS				NOTE
	INCHES		MM		
	MIN	MAX	MIN	MAX	
A	.140	.152	3.55	3.85	
B	.100	.112	2.55	2.85	
C	.055	.071	1.40	1.80	
D	.037	.053	0.95	1.35	
E	.020	.039	0.50	1.00	
G	.010	-----	0.25	-----	
H	-----	.008	----	.20	

SUGGESTED SOLDER PAD LAYOUT



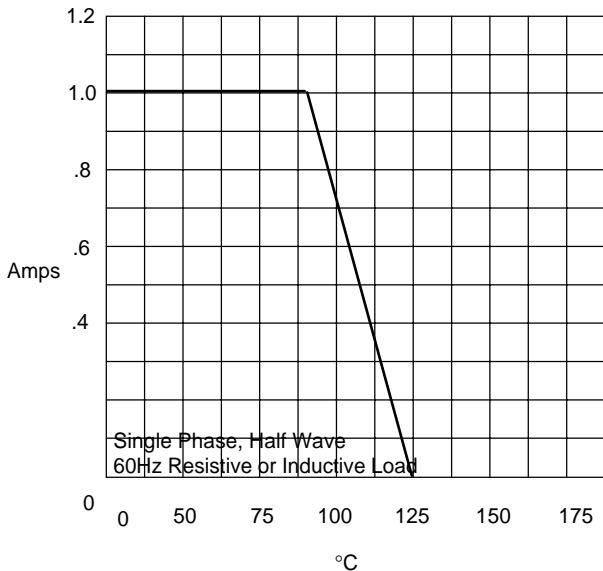
SMD15PL thru SMD1200PL

Figure 1
Typical Forward Characteristics



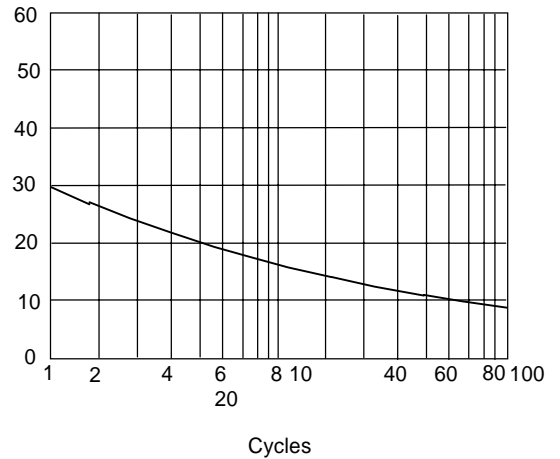
Instantaneous Forward Current - Amperes versus
Instantaneous Forward Voltage - Volts

Figure 2
Forward Derating Curve



Average Forward Rectified Current - Amperes versus
Lead Temperature - °C

Figure 3
Peak Forward Surge Current



Number Of Cycles At 60Hz - Cycles