


GBJ25005 THRU GBJ2510



SINGLE PHASE 25 AMP BRIDGE RECTIFIERS



FEATURES

- * Rating to 1000v PRV
- * Ideal for printed circuit board
- * Low forward voltage drop high current capability
- * Reliable low cost construction utilizing molded plastic Technique results in inexpensive product
- * The plastic material has UL flammability classification 94v-0
- * Both normal and Pb free product are available:
- * Normal: 80~95%Sn, 5~20%Pb
- * Pb free: 99 Sn above can meet Rohs environment substance directive request

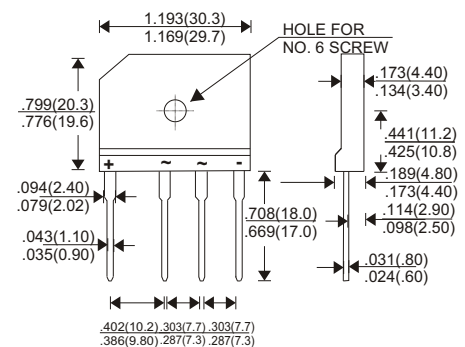
VOLTAGE RANGE

50 to 1000 Volts

CURRENT

25.0 Ampere

GBJ-25



Dimensions in inches and (millimeters)

MAXIMUM RATINGS AND ELECTRICAL CHARACTERISTICS

Rating 25°C ambient temperature unless otherwise specified.
Single phase half wave, 60Hz, resistive or inductive load.
For capacitive load, derate current by 20%.

TYPE NUMBER	GBJ25005	GBJ2501	GBJ2502	GBJ2504	GBJ2506	GBJ2508	GBJ2510	UNITS	
Maximum Recurrent Peak Reverse Voltage	50	100	200	400	600	800	1000	V	
Maximum RMS Voltage	35	70	140	280	420	560	700	V	
Maximum DC Blocking Voltage	50	100	200	400	600	800	1000	V	
Maximum Average Forward Rectified Current									
.375"(9.5mm) Lead Length at Tc=55°C								25	A
Peak Forward Surge Current, 8.3 ms single half sine-wave superimposed on rated load (JEDEC method)								340	A
Maximum Forward Voltage Drop per Bridge Element at 12.5A D.C.								1.0	V
Maximum DC Reverse Current TJ=25°C								10	A
at Rated DC Blocking Voltage TJ=100°C								500	A
Operating Temperature Range, Tj								-55 — +150	°C
Storage Temperature Range, TSTG								-55 — +150	°C

RATING AND CHARACTERISTIC CURVES (GBJ25005 THRU GBJ2510)

FIG.1-TYPICAL FORWARD CURRENT DERATING CURVE

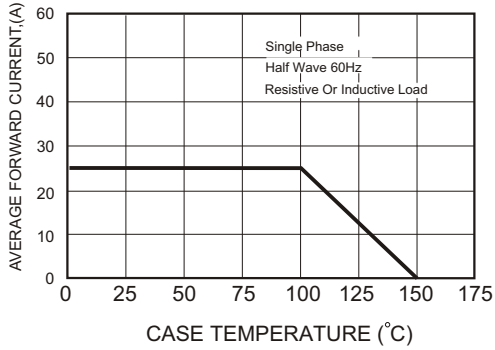


FIG.2-MAXIMUM NON-REPETITIVE FORWARD SURGE CURRENT

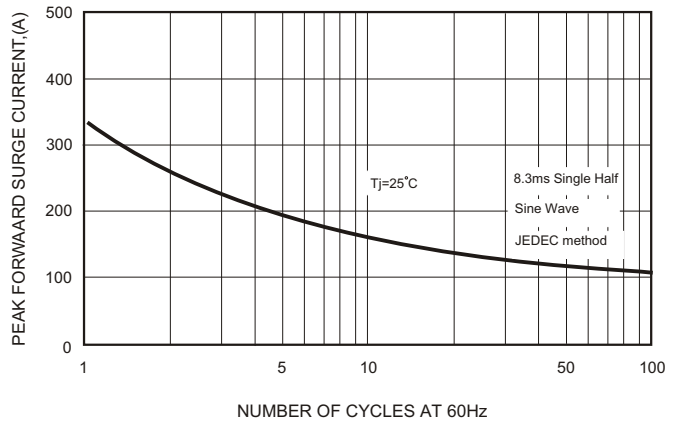


FIG.3-TYPICAL FORWARD CHARACTERISTICS

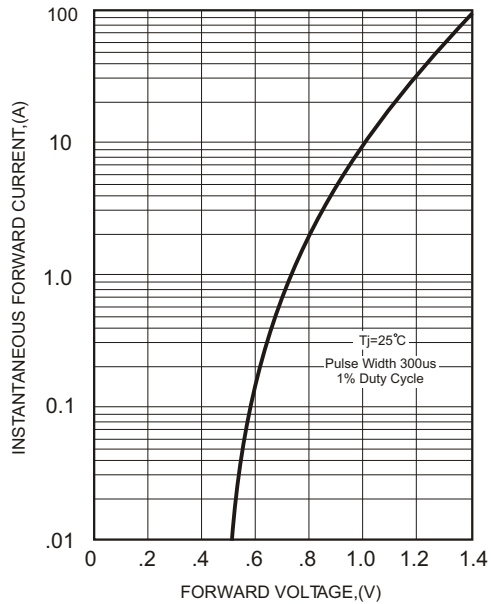


FIG.4-TYPICAL REVERSE CHARACTERISTICS

