




Feature

- 100 Watts peak pulse power ($t_p = 8/20\mu s$)
- Tiny SOD882 package
- Bidirectional configurations
- Protects one I/O port
- Low clamping voltage
- Low Leakage current
- ESD-immunity acc. IEC 61000-4-2 $\pm 8KV$ contact $\pm 15KV$ air
- IEC 61000-4-4 (EFT) 40A (5/50ns)
- IEC 61000-4-5 (Lightning) 24A (8/20 μs)

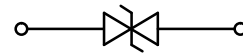
Application

- Cell Phone
- PDA
- Notebook
- Digital Cameras
- Portable Instrumentation
- Audio and video equipment

SES5VD882-2B



SOD882



Schematic Diagram

Absolute Maximum Ratings

($T_A=25^\circ C$, Unless otherwise specified.)

Parameter	Symbol	Value	Unit
Peak Pulse Power ($T_P=8/20\mu S$)	P_{PP}	100	W
Peak Pulse Current ($t_P = 8/20\mu S$)	I_{PP}	8	A
Junction Temperature	T_J	-55 to +125	$^\circ C$
Storage temperature	T_{STG}	-55 to +150	$^\circ C$

Electrical Characteristics

($T_A=25^\circ C$, Unless otherwise specified.)

Parameter	Symbol	Condition	Min	Typ	Max	Unit
Reverse stand-off Voltage	V_{RWM}				5	V
Reverse Breakdown Voltage	V_{BR}	$I_T=1mA$	6	6.8	8	V
Reverse Leakage Current	I_R	$V_R=5V$			1	μA
Clamping Voltage	V_C	$I_{PP}=1A, T_P=8/20\mu S$			10	V
	V_C	$I_{PP}=8A, T_P=8/20\mu S$			13	V
Junction Capacitance	C_J	$V_R=0V, f=1MHz$		14		pF



Typical Characteristic Curves

Fig.1 Peak Pulse Power Rating Curve

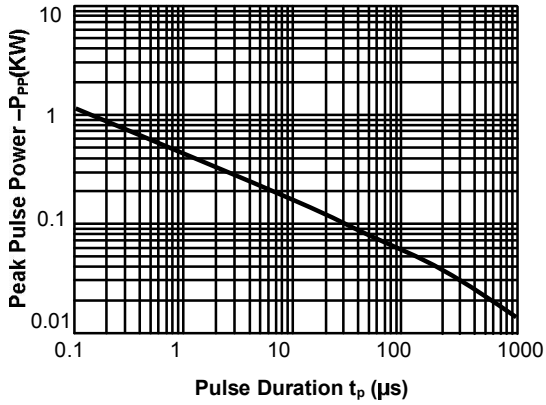


Fig.2 Pulse Derating Curve

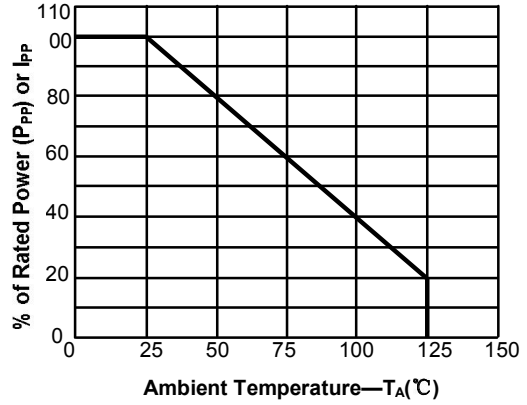


Fig.3 Pulse Waveform-8/20 μ s

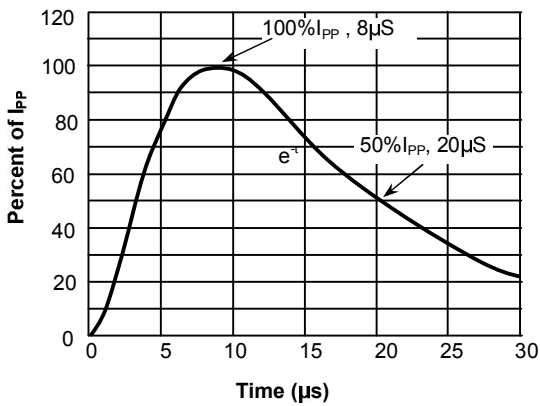
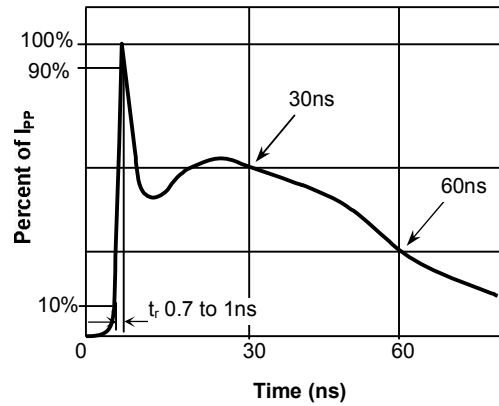
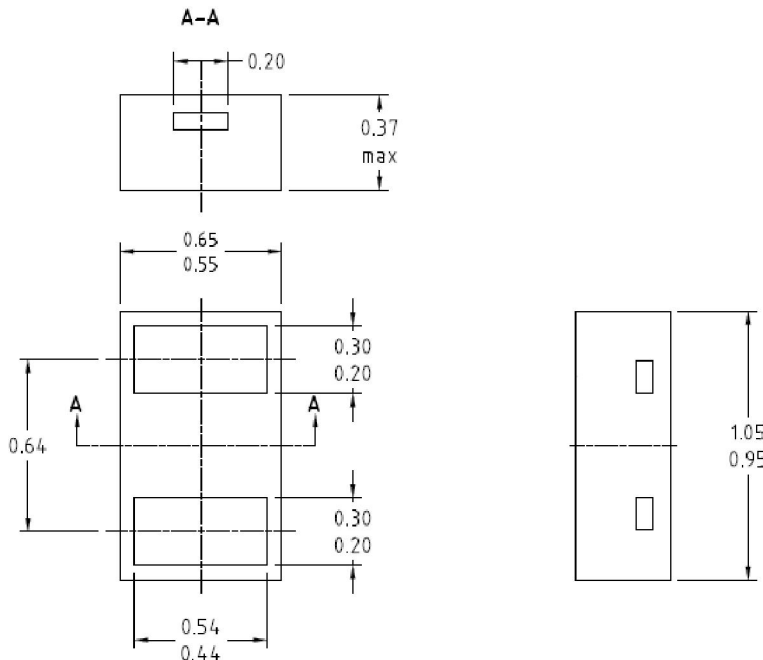


Fig.4 Pulse Waveform-ESD(IEC61000-4-2)

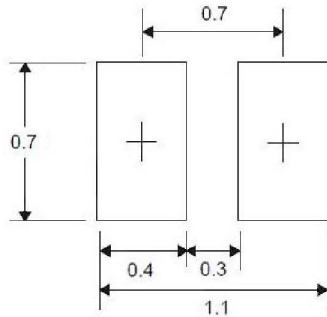


Product Dimension

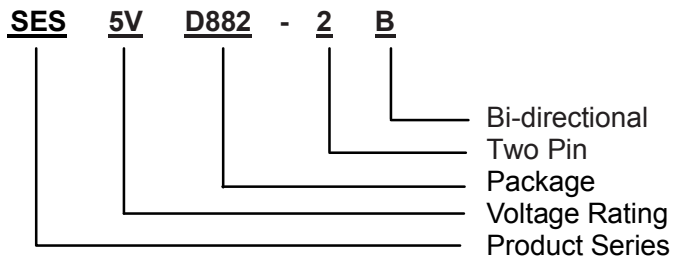




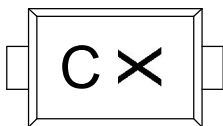
PAD Dimension



Part Number System



Marking



X : DateCode

Order Information

Device	Package	Net Weight	Carrier	Quantity	HSF Status
SES5VD882-2B	SOD882	0.0006g	Tape & Reel	10000pcs / Reel	RoHS compliant

Revision history

Date	Revision	Description of changes
27-November-2011	A0	First issue
12-March-2013	A1	Modify