

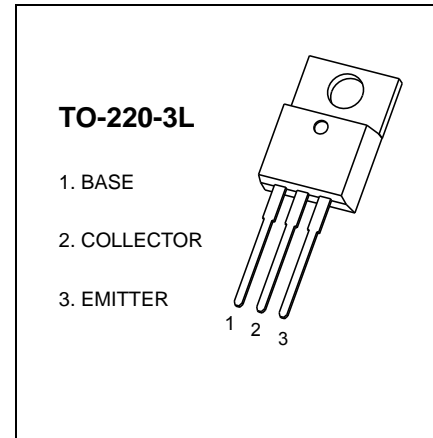


TO-220-3L Plastic-Encapsulate Transistors

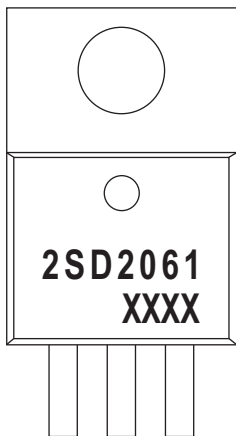
2SD2061 TRANSISTOR (NPN)

FEATURES

- Low Saturation Voltage
- Excellent DC Current Gain Characteristic

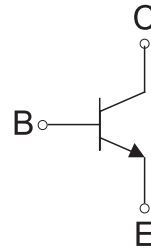


MARKING



2SD2061=Device code
XXXX=Code

Equivalent Circuit



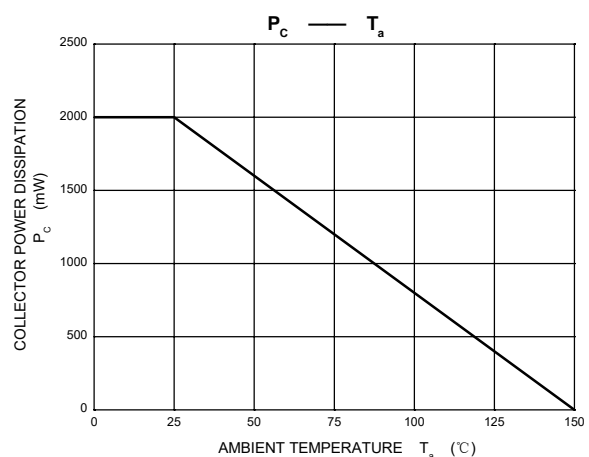
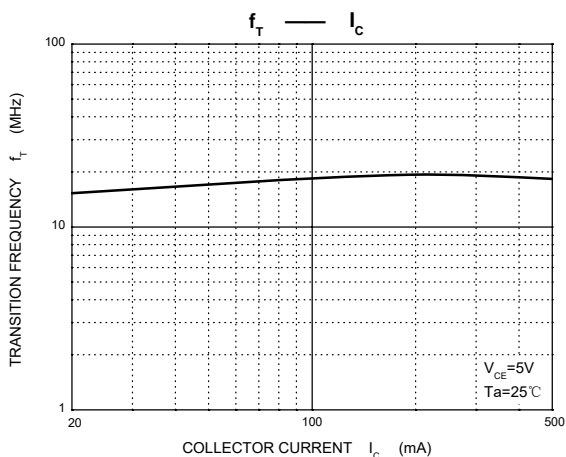
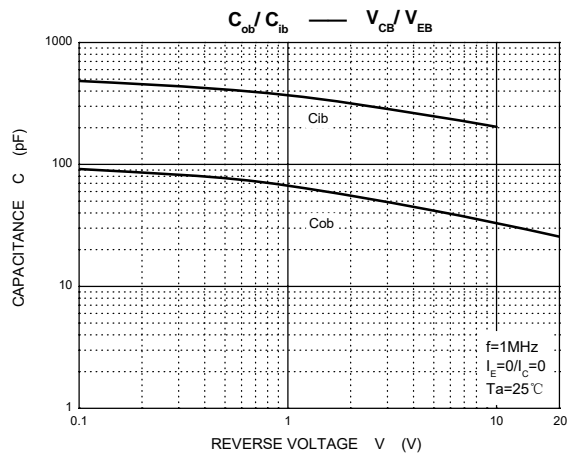
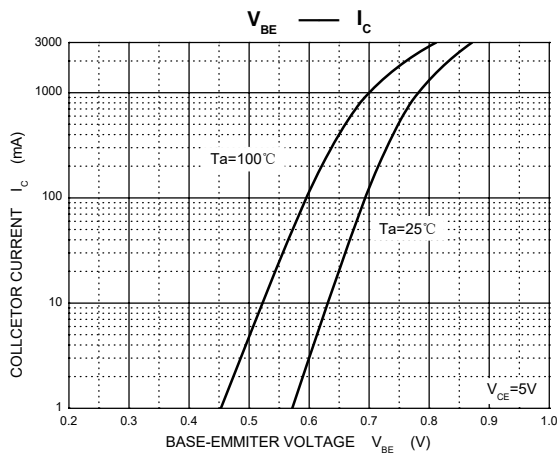
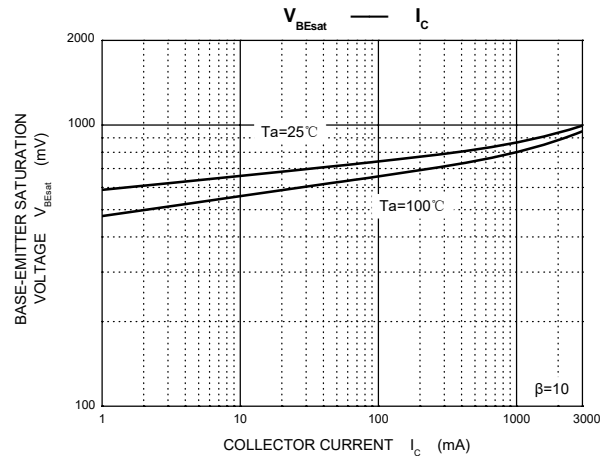
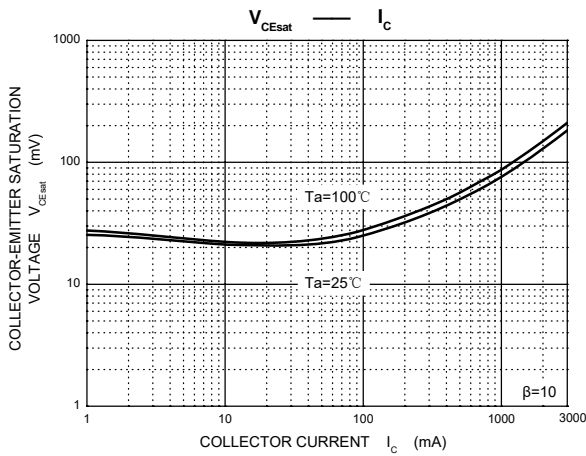
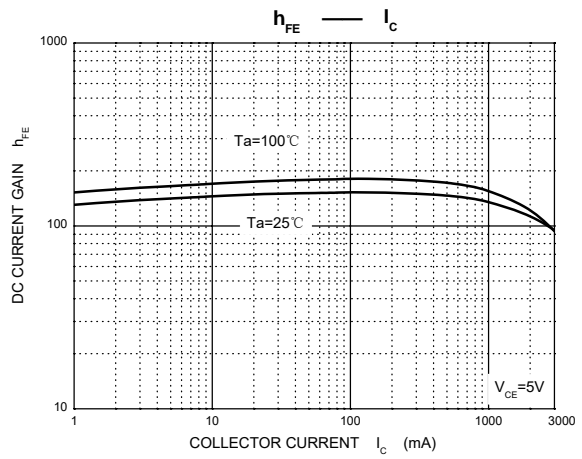
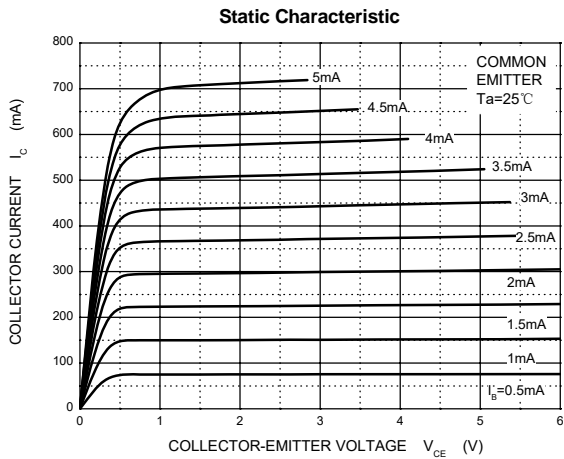
MAXIMUM RATINGS ($T_a=25^{\circ}\text{C}$ unless otherwise noted)

Symbol	Parameter	Value	Unit
V_{CBO}	Collector-Base Voltage	80	V
V_{CEO}	Collector-Emitter Voltage	60	V
V_{EBO}	Emitter-Base Voltage	5	V
I_{C}	Collector Current -Continuous	3	A
P_{C}	Collector Power Dissipation	2	W
$T_{\text{J}}, T_{\text{stg}}$	Operation Junction and Storage Temperature Range	-55-150	$^{\circ}\text{C}$

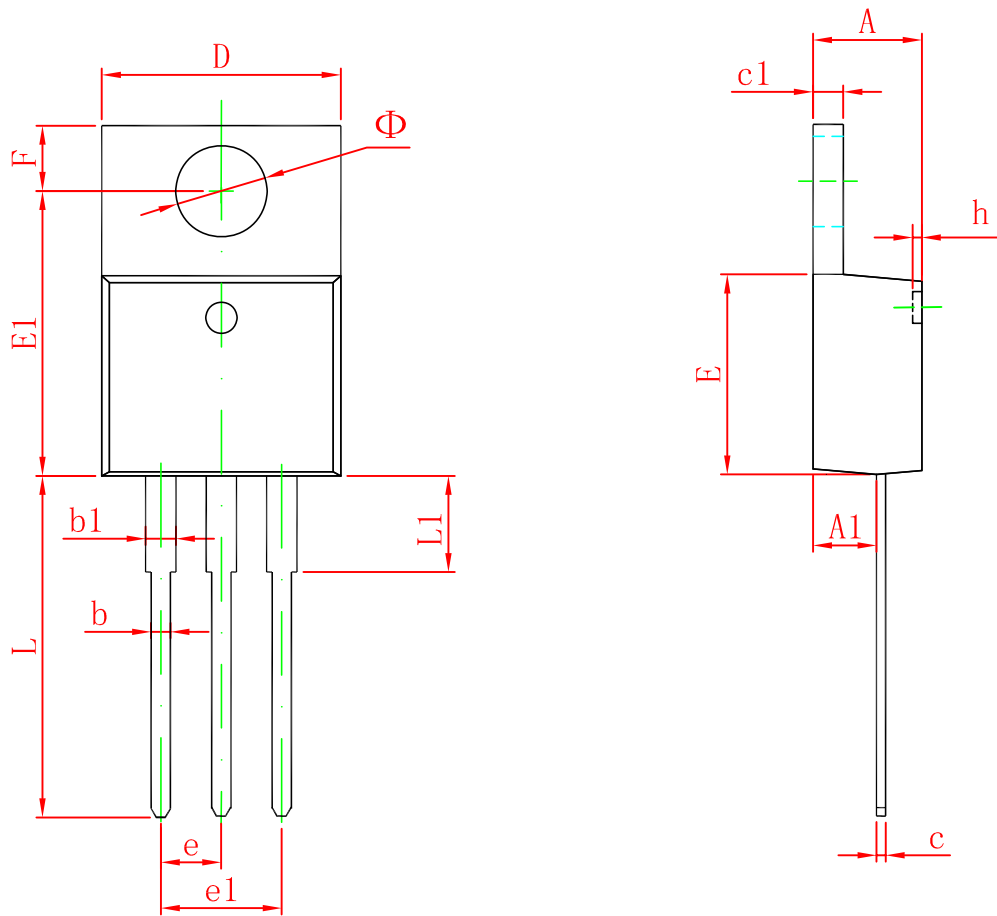
ELECTRICAL CHARACTERISTICS (T_a=25°C unless otherwise specified)

Parameter	Symbol	Test conditions	Min	Typ	Max	Unit
Collector-base breakdown voltage	V _{(BR)CBO}	I _C =50μA, I _E =0	80			V
Collector-emitter breakdown voltage	V _{(BR)CEO}	I _C =1mA, I _B =0	60			V
Emitter-base breakdown voltage	V _{(BR)EBO}	I _E =50μA, I _C =0	5			V
Collector cut-off current	I _{CBO}	V _{CB} =60V, I _E =0			10	μA
Emitter cut-off current	I _{EBO}	V _{EB} =4V, I _C =0			10	μA
DC current gain	h _{FE(1)}	V _{CE} =5V, I _C =0.5A	100		320	
Collector-emitter saturation voltage	V _{CE(sat)}	I _C =2A, I _B =0.2A			1	V
Base-emitter saturation voltage	V _{BE(sat)}	I _C =2A, I _B =0.2A			1.5	V
Transition frequency	f _T	V _{CE} =5V, I _C =0.5A, f=5MHz		8		MHz
Collector output capacitance	C _{ob}	V _{CB} =10V, I _E =0, f=1MHz		70		pF

Typical Characteristics



TO-220-3L Package Outline Dimensions



Symbol	Dimensions In Millimeters		Dimensions In Inches	
	Min	Max	Min	Max
A	4.470	4.670	0.176	0.184
A1	2.520	2.820	0.099	0.111
b	0.710	0.910	0.028	0.036
b1	1.170	1.370	0.046	0.054
c	0.310	0.530	0.012	0.021
c1	1.170	1.370	0.046	0.054
D	10.010	10.310	0.394	0.406
E	8.500	8.900	0.335	0.350
E1	12.060	12.460	0.475	0.491
e	2.540 TYP		0.100 TYP	
e1	4.980	5.180	0.196	0.204
F	2.590	2.890	0.102	0.114
h	0.000	0.300	0.000	0.012
L	13.400	13.800	0.528	0.543
L1	3.560	3.960	0.140	0.156
Φ	3.735	3.935	0.147	0.155