



DONGGUAN NANJING ELECTRONICS LTD.,

TO-92 Plastic-Encapsulate Transistors


2SB561 TRANSISTOR (PNP)

FEATURES

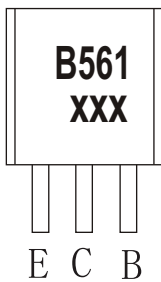
- Low Frequency Power Amplifier

TO - 92

1. EMITTER
2. COLLECTOR
3. BASE

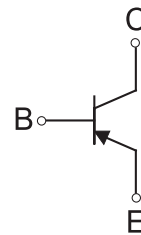


MARKING



B561=Device code
XXX=Code

Equivalent Circuit



ORDERING INFORMATION

Part Number	Package	Packing Method	Pack Quantity
2SB561	TO-92	Bulk	1000pcs/Bag
2SB561-TA	TO-92	Tape	2000pcs/Box

MAXIMUM RATINGS (T_a=25°C unless otherwise noted)

Symbol	Parameter	Value	Unit
V _{CB0}	Collector-Base Voltage	-25	V
V _{CE0}	Collector-Emitter Voltage	-20	V
V _{EB0}	Emitter-Base Voltage	-5	V
I _c	Collector Current -Continuous	-0.7	A
P _D	Collector Power Dissipation	500	mW
R _{θJA}	Thermal Resistance from Junction to Ambient	250	°C /W
T _J , T _{stg}	Operation Junction and Storage Temperature Range	-55~+150	°C

ELECTRICAL CHARACTERISTICS

$T_a=25^\circ\text{C}$ unless otherwise specified

Parameter	Symbol	Test conditions	Min	Typ	Max	Unit
Collector-base breakdown voltage	$V_{(BR)CBO}$	$I_C=-0.01\text{mA}, I_E=0$	-25			V
Collector-emitter breakdown voltage	$V_{(BR)CEO}$	$I_C=-1\text{mA}, I_B=0$	-20			V
Emitter-base breakdown voltage	$V_{(BR)EBO}$	$I_E=-0.01\text{mA}, I_C=0$	-5			V
Collector cut-off current	I_{CBO}	$V_{CB}=-20\text{V}, I_E=0$			-1	μA
Emitter cut-off current	I_{EBO}	$V_{EB}=-5\text{V}, I_C=0$			-1	μA
DC current gain	h_{FE}^*	$V_{CE}=-1\text{V}, I_C=-0.15\text{A}$	85		240	
Collector-emitter saturation voltage	$V_{CE(sat)}$	$I_C=-0.5\text{A}, I_B=-0.05\text{A}$			-0.5	V
Base-emitter voltage	V_{BE}	$V_{CE}=-1\text{V}, I_C=-0.15\text{A}$			-1	V
Collector output capacitance	C_{ob}	$V_{CB}=-10\text{V}, I_E=0, f=1\text{MHz}$		20		pF
Transition frequency	f_T	$V_{CE}=-1\text{V}, I_C=-0.15\text{A}$		350		MHz

*Pulse test

CLASSIFICATION OF h_{FE}

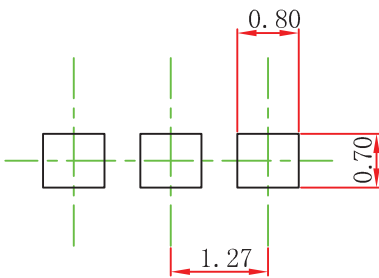
RANK	B	C
RANGE	85-170	120-240

TO-92 Package Outline Dimensions



Symbol	Dimensions In Millimeters		Dimensions In Inches	
	Min	Max	Min	Max
A	3.300	3.700	0.130	0.146
A1	1.100	1.400	0.043	0.055
b	0.380	0.550	0.015	0.022
c	0.360	0.510	0.014	0.020
D	4.300	4.700	0.169	0.185
D1	3.430		0.135	
E	4.300	4.700	0.169	0.185
e	1.270 TYP		0.050 TYP	
e1	2.440	2.640	0.096	0.104
L	14.100	14.500	0.555	0.571
Φ		1.600		0.063
h	0.000	0.380	0.000	0.015

TO-92 Suggested Pad Layout



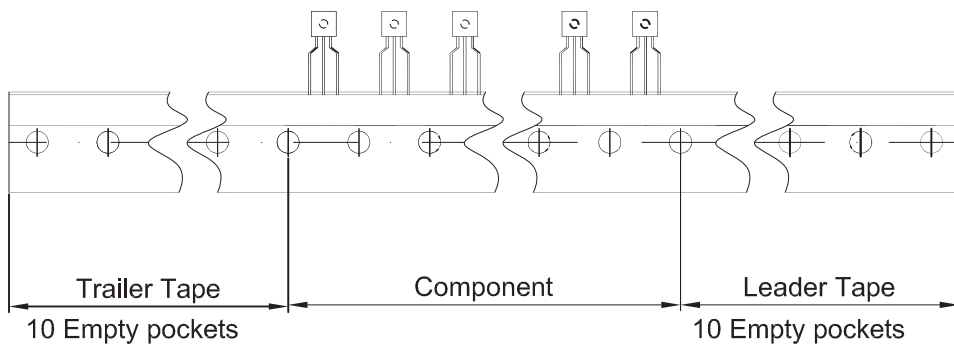
Note:

1. Controlling dimension: in millimeters.
2. General tolerance: $\pm 0.05\text{mm}$.
3. The pad layout is for reference purposes only.

TO-92 Tape and Reel



Dimiensions are in millimeter								
A1	A	T	P	P0	P2	F1	F2	W
4.5	4.5	3.5	12.7	12.7	6.35	2.5	2.5	18.0
W0	W1	W2	H	H0	D0	t1	t2	ΔP
6.0	9.0	1.0 MAX.	19.0	16.0	4.0	0.4	0.2	0



Package	Box	Box Size(mm)	Carton	Carton Size(mm)
TO-92	2000 pcs	333×162×43	20,000 pcs	350×340×250