



DONGGUAN NANJING ELECTRONICS LTD.,

## TO-92 Plastic-Encapsulate Transistors


### 2SD1616 TRANSISTOR (NPN)

#### FEATURES

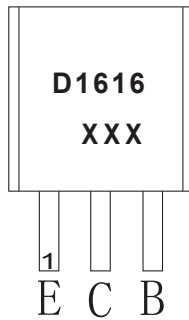
- Low  $V_{CE(sat)}$
- Complementary Transistor with The 2SB1116

TO - 92

1. EMITTER
2. COLLECTOR
3. BASE



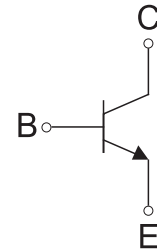
#### MARKING



D1616=Device code

XXX=Code

#### Equivalent Circuit



#### ORDERING INFORMATION

Part Number	Package	Packing Method	Pack Quantity
2SD1616	TO-92	Bulk	1000pcs/Bag
2SC1616-TA	TO-92	Tape	2000pcs/Box

#### MAXIMUM RATINGS ( $T_a=25^\circ\text{C}$ unless otherwise noted)

Symbol	Parameter	Value	Unit
$V_{CBO}$	Collector-Base Voltage	60	V
$V_{CEO}$	Collector-Emitter Voltage	50	V
$V_{EBO}$	Emitter-Base Voltage	6	V
$I_C$	Collector Current	1	A
$P_C$	Collector Power Dissipation	750	mW
$R_{\theta JA}$	Thermal Resistance From Junction To Ambient	166	$^\circ\text{C}/\text{W}$
$T_J, T_{stg}$	Operation Junction and Storage Temperature Range	-55~+150	$^\circ\text{C}$

## ELECTRICAL CHARACTERISTICS

$T_a=25^\circ\text{C}$  unless otherwise specified

Parameter	Symbol	Test conditions	Min	Typ	Max	Unit
Collector-base breakdown voltage	$V_{(BR)CBO}$	$I_C=0.01\text{mA}, I_E=0$	60			V
Collector-emitter breakdown voltage	$V_{(BR)CEO}$	$I_C=2\text{mA}, I_B=0$	50			V
Emitter-base breakdown voltage	$V_{(BR)EBO}$	$I_E=0.01\text{mA}, I_C=0$	6			V
Collector cut-off current	$I_{CBO}$	$V_{CB}=60\text{V}, I_E=0$			0.1	$\mu\text{A}$
Emitter cut-off current	$I_{EBO}$	$V_{EB}=6\text{V}, I_C=0$			0.1	$\mu\text{A}$
DC current gain	$h_{FE(1)}^*$	$V_{CE}=2\text{V}, I_C=100\text{mA}$	135		600	
	$h_{FE(2)}^*$	$V_{CE}=2\text{V}, I_C=1\text{A}$	81			
Collector-emitter saturation voltage	$V_{CE(sat)}^*$	$I_C=1\text{A}, I_B=50\text{mA}$			0.3	V
Base-emitter saturation voltage	$V_{BE(sat)}^*$	$I_C=1\text{A}, I_B=50\text{mA}$			1.2	V
Base-emitter voltage	$V_{BE}^*$	$V_{CE}=2\text{V}, I_C=50\text{mA}$	0.6		0.7	V
Collector output capacitance	$C_{ob}$	$V_{CB}=10\text{V}, I_E=0, f=1\text{MHz}$			19	pF
Transition frequency	$f_T$	$V_{CE}=2\text{V}, I_C=100\text{mA}$	100			MHz

\*Pulse test: pulse width  $\leq 350\mu\text{s}$ , duty cycles  $\leq 2.0\%$ .

### CLASSIFICATION OF $h_{FE}$

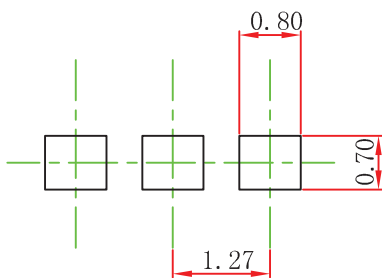
RANK	L	K	U
RANGE	135-270	200-400	300-600

## TO-92 Package Outline Dimensions



Symbol	Dimensions In Millimeters		Dimensions In Inches	
	Min	Max	Min	Max
A	3.300	3.700	0.130	0.146
A1	1.100	1.400	0.043	0.055
b	0.380	0.550	0.015	0.022
c	0.360	0.510	0.014	0.020
D	4.300	4.700	0.169	0.185
D1	3.430		0.135	
E	4.300	4.700	0.169	0.185
e	1.270 TYP		0.050 TYP	
e1	2.440	2.640	0.096	0.104
L	14.100	14.500	0.555	0.571
Φ		1.600		0.063
h	0.000	0.380	0.000	0.015

## TO-92 Suggested Pad Layout



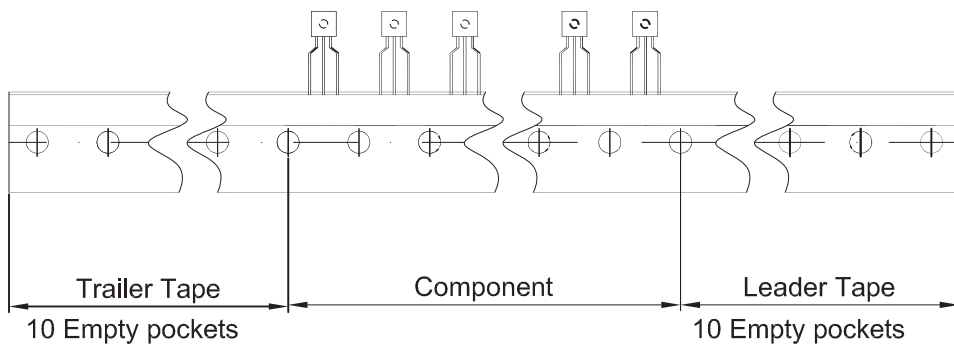
### Note:

1. Controlling dimension: in millimeters.
2. General tolerance:  $\pm 0.05\text{mm}$ .
3. The pad layout is for reference purposes only.

# TO-92 Tape and Reel



Dimiensions are in millimeter								
A1	A	T	P	P0	P2	F1	F2	W
4.5	4.5	3.5	12.7	12.7	6.35	2.5	2.5	18.0
W0	W1	W2	H	H0	D0	t1	t2	$\Delta P$
6.0	9.0	1.0 MAX.	19.0	16.0	4.0	0.4	0.2	0



Package	Box	Box Size(mm)	Carton	Carton Size(mm)
TO-92	2000 pcs	333×162×43	20,000 pcs	350×340×250