



DONGGUAN NANJING ELECTRONICS LTD.,

## TO-92 Plastic-Encapsulate Transistors


**3DD13003B** TRANSISTOR( NPN )

### FEATURES

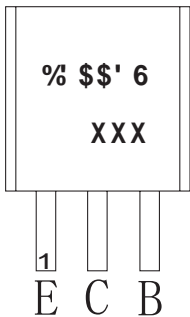
- power switching applications

### TO-92

1. EMITTER
2. COLLECTOR
3. BASE



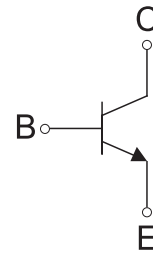
### MARKING



13003B=Device code

XXX=Code

### Equivalent Circuit



### ORDERING INFORMATION

Part Number	Package	Packing Method	Pack Quantity
3DD13003B	TO-92	Bulk	1000pcs/Bag
3DD13003B-TA	TO-92	Tape	2000pcs/Box

### MAXIMUM RATINGS (T<sub>a</sub>=25°C unless otherwise noted)

Symbol	Parameter	Value	Unit
V <sub>CB0</sub>	Collector-Base Voltage	700	V
V <sub>CE0</sub>	Collector-Emitter Voltage	400	V
V <sub>EBO</sub>	Emitter-Base Voltage	9	V
I <sub>C</sub>	Collector Current -Continuous	1.5	A
P <sub>C</sub>	Collector Power Dissipation	0.9	W
T <sub>J</sub> , T <sub>stg</sub>	Operation Junction and Storage Temperature Range	-55 ~ 150	°C

## ELECTRICAL CHARACTERISTICS

$T_a=25^\circ\text{C}$  unless otherwise specified

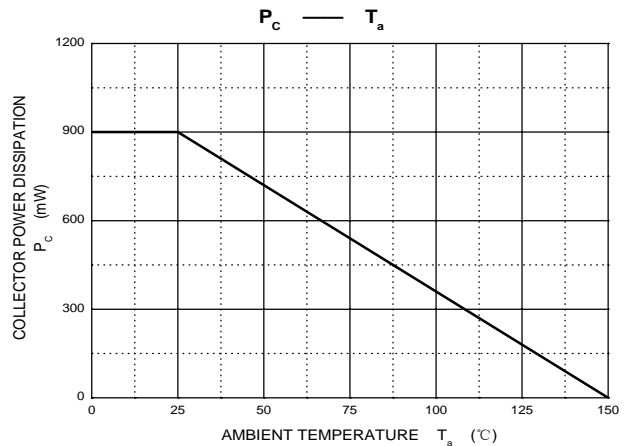
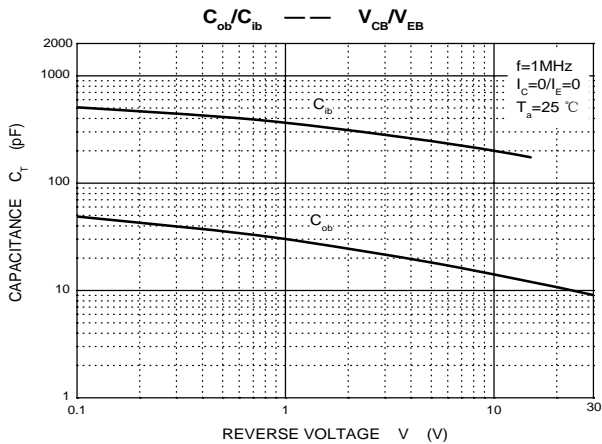
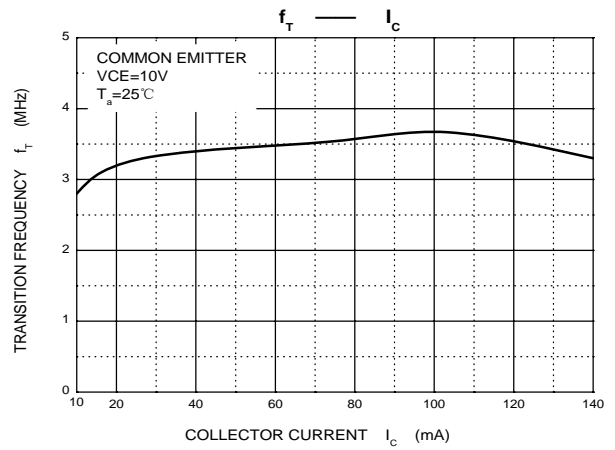
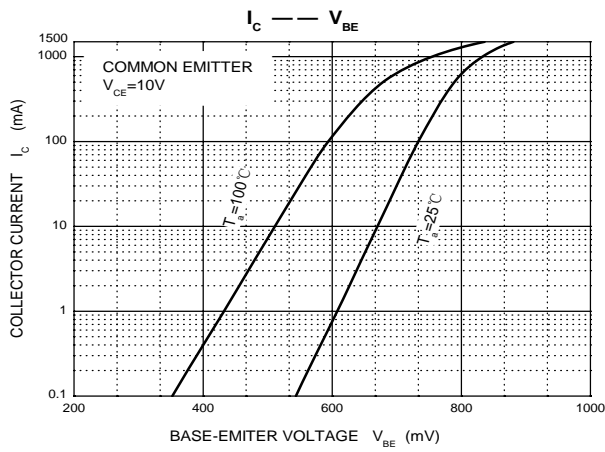
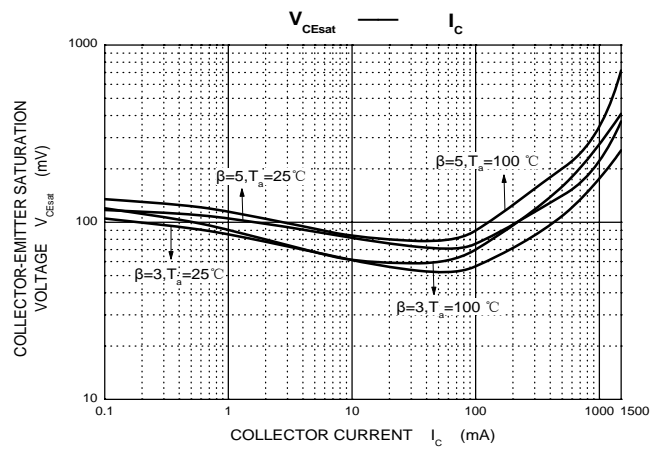
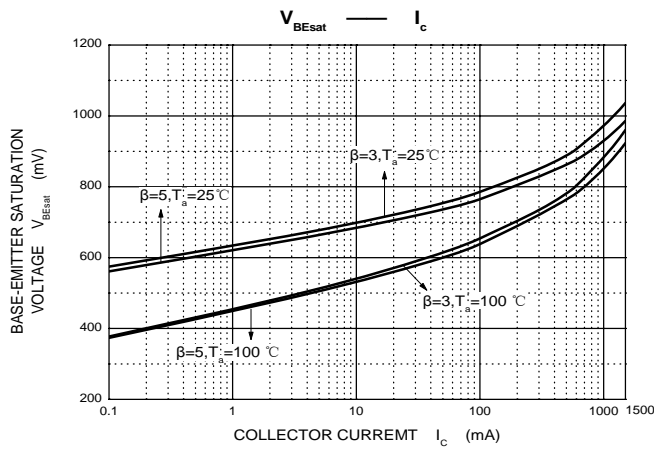
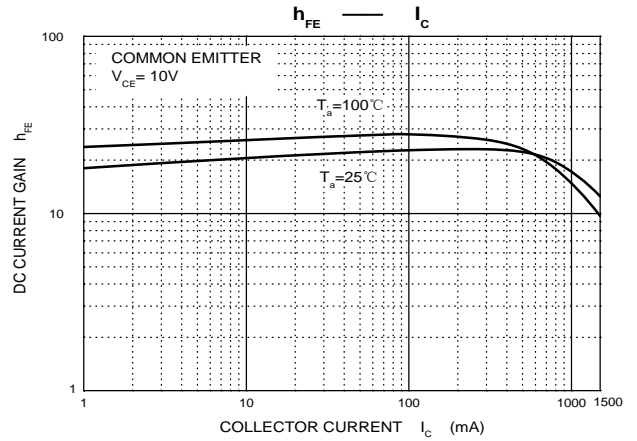
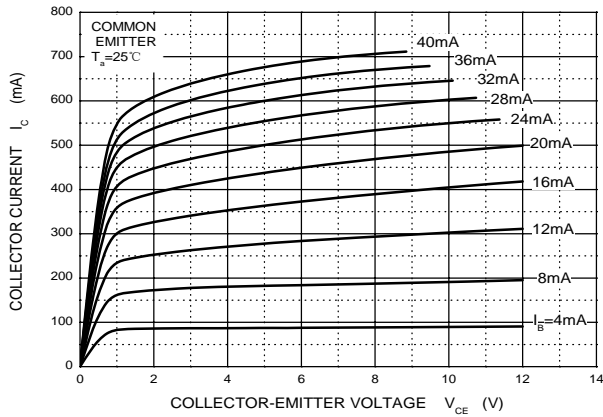
Parameter	Symbol	Test conditions	Min	Typ	Max	Unit
Collector-base breakdown voltage	$V_{(BR)CBO}$	$I_C=1\text{mA}, I_E=0$	700			V
Collector-emitter breakdown voltage	$V_{(BR)CEO}$	$I_C=10\text{mA}, I_B=0$	400			V
Emitter-base breakdown voltage	$V_{(BR)EBO}$	$I_E=1\text{mA}, I_C=0$	9			V
Collector cut-off current	$I_{CBO}$	$V_{CB}=700\text{V}, I_E=0$			100	$\mu\text{A}$
Collector cut-off current	$I_{CEO}$	$V_{CE}=400\text{V}, I_B=0$			50	$\mu\text{A}$
Emitter cut-off current	$I_{EBO}$	$V_{EB}=7\text{V}, I_C=0$			10	$\mu\text{A}$
DC current gain	$h_{FE}$	$V_{CE}=10\text{V}, I_C=0.4\text{A}$	20		40	
Collector-emitter saturation voltage	$V_{CE(sat)1}$	$I_C=1.5\text{A}, I_B=0.5\text{A}$			3	V
	$V_{CE(sat)2}$	$I_C=0.5\text{A}, I_B=0.1\text{A}$			0.8	V
Base-emitter saturation voltage	$V_{BE(sat)}$	$I_C=0.5\text{A}, I_B=0.1\text{A}$			1	V
Transition Frequency	$f_T$	$V_{CE}=10\text{V}, I_C=100\text{mA}, f=1\text{MHz}$	4			MHz
Fall time	$t_f$	$I_C=1\text{A}$			0.7	$\mu\text{s}$
Storage time	$t_s$	$I_{B1}=-I_{B2}=0.2\text{A}$			4	$\mu\text{s}$

### CLASSIFICATION OF $h_{FE}$

Rank		
Range	20-30	30-40

# Typical Characteristics

Static Characteristic

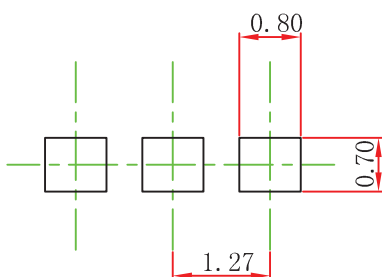


## TO-92 Package Outline Dimensions



Symbol	Dimensions In Millimeters		Dimensions In Inches	
	Min	Max	Min	Max
A	3.300	3.700	0.130	0.146
A1	1.100	1.400	0.043	0.055
b	0.380	0.550	0.015	0.022
c	0.360	0.510	0.014	0.020
D	4.300	4.700	0.169	0.185
D1	3.430		0.135	
E	4.300	4.700	0.169	0.185
e	1.270 TYP		0.050 TYP	
e1	2.440	2.640	0.096	0.104
L	14.100	14.500	0.555	0.571
Φ		1.600		0.063
h	0.000	0.380	0.000	0.015

## TO-92 Suggested Pad Layout



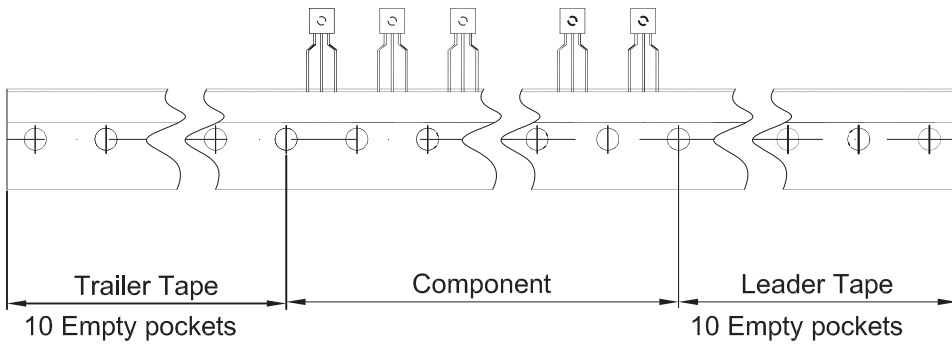
### Note:

1. Controlling dimension: in millimeters.
2. General tolerance:  $\pm 0.05\text{mm}$ .
3. The pad layout is for reference purposes only.

# TO-92 Tape and Reel



Dimiensions are in millimeter								
A1	A	T	P	P0	P2	F1	F2	W
4.5	4.5	3.5	12.7	12.7	6.35	2.5	2.5	18.0
W0	W1	W2	H	H0	D0	t1	t2	$\Delta P$
6.0	9.0	1.0 MAX.	19.0	16.0	4.0	0.4	0.2	0



Package	Box	Box Size(mm)	Carton	Carton Size(mm)
TO-92	2000 pcs	333×162×43	20,000 pcs	350×340×250